



12ft Straight Long Aluminum Track (32mm dia) (P-TRK-12)



Setup and Operation Manual

All rights reserved.

No part of this document may be reproduced, stored in a retrieval system, or transmitted by any form or by any means, electronic, mechanical, photocopying, recording, or otherwise, except as may be expressly permitted by the applicable copyright statutes or in writing by the Publisher.

At Proaim, our goal is to ensure 100% Customer Satisfaction in all that we do.

We back our sales with a 1 year warranty from the date of purchase and work hard to resolve any problems in the unlikely event one should arise.

With our commitment to continuous improvement and your Feedback, building on our reputation of providing affordable, quality products is
PRIORITY #1.

TABLE OF CONTENTS

Welcome	3
Introduction	4
What's in the box	4
Assembling the track	4
Warranty	5

Dear Client

On behalf of all the people that work so hard to provide you with the most up to date, flexible and cost efficient production gear, I would like to welcome you into PROAIM family. By purchasing our PROAIM 12' Straight Aluminum Track, you have just joined a host of designers, engineers, machinists, assembly, customer service and office staff that take great pride in all that they do. Our mantra of continuous improvement has been the guiding principle of how we conduct our business since day one. Once you have the opportunity to experience our new PROAIM 12' Straight Aluminum Track, I hope you will agree we craft quality products at a competitive price. Products designed to meet and exceed the standards of today's real production world. Standards set by you, our valued clients and standards we strive to maintain. For they will always be



IT IS IMPORTANT THAT YOU READ AND UNDERSTAND THIS GUIDE BEFORE ATTEMPTING TO ASSEMBLE OR USE YOUR NEW PROAIM 12' STRAIGHT TRACK.

SHOULD YOU NEED ADDITIONAL INFORMATION , TECHNICAL ASSISTANCE IS AVAILABLE 'ON LINE' BY CONTACTING YOUR SALES REPRESENTATIVE.

INTRODUCTION

Camera tracks have been providing creative solutions for operators, directors and cinematographers for a long-long. As a shooting platform they provide fluid movement and the ability to recreate the same 'shot' for multiple take situations.

Today's lightweight track systems afford DV/HDV shooters with modern technology cameras the ability to capture images just like their big brother movie making systems. Our 12' track is a perfect match for today's modern cameras.

WHAT'S IN THE BOX (3 BOXES FOR THIS PACKAGE)

Please inspect the contents of your shipped package to ensure you have received all that is pictured and listed below. The grey foam shipping /storage container has been especially designed to protect your purchase while in transit and is a good place to keep your 12' track when not in use.

CONTENTS OF SHIPPING BOX:


: 12' TRACK

- 2x 4' central section with nylon attachment bushings
- 4x 4' extension rods
- 2x track stoppers
- Track riser supports (blue)


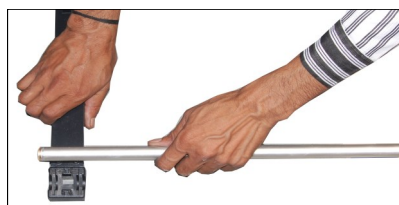


ASSEMBLING THE 6x 4' SECTIONS OF DOLLY TRACK

- Using the sections with the attached nylon bushings remove the outboard set of screws, slide an extension section on to each end to complete a 12' run and install and tighten the screws to secure.



- Attach the Track Spacers and Track Supports to the track for it's rigidity and to prevent your Dolly from running off the rails.



Now, track is ready as shown in the picture below.



- Place the dolly (**Not Included**) on the tracks as shown in the picture.



Your 12' Straight Aluminium Track is ready



SHOWN WITH OPTIONAL ACCESORIES

WARRANTY

We offer a one year warranty for our products from the date of purchase.

We will repair or replace your product, free of charge, in the event of a defect in materials or craftsmanship obtained during normal use or handling based on the user manual. Please note that we will not cover any shipping costs for returning the product to us. If any VAT or import duties are applied to the return, we will also charge these costs to the customer.

The warranty does not include, by the way of example, damage caused by products that we do not supply or from mishandling in transit, accident, misuse, neglect, lack of care of the product, or service by anyone other than our company.

We are not liable for incidental or consequential damages resulting from the use of the unit or occurring due to any breach of this warranty.

Replacement parts of the product will be provided at nominal cost (covering the cost price of the replacement parts only) to the customers after the Warranty Period has expired. We will cover

the complete cost of sending replacement parts within the warranty period. After that, Nominal cost of the product & Actual shipping cost will be charged.

Do not send the unit to us without first getting a response and getting the approval to send back the item.

In case of any kind of dissatisfaction, we urge you to **Contact us** immediately and we shall do our Best to help you out. For any other assistance you can reach us via email.

For any other assistance you can reach us via email.

